



ILO`s activities on Labour Migration Statistics

Mustafa Hakki OZEL
ILO Department of Statistics
ozel@ilo.org

**Results of the Project Implementation Development of Labour Statistics in the CIS
Region” and Way Forward**

18-19 October 2017, Room XI-R2 ILO, Geneva



Contents

- Developments on measurement of labour migrant workers
- ILO`s meta-data questionnaire on LM Statistics
- ILO`s data collection on migrant workers
- Global estimates on migrant workers.
- Better collaboration on labour migration statistics



Developments on measurement of labour migrant workers

CHALLENGES in COLLECTING COMPARABLE DATA ON MIGRANT WORKERS

In principle, International Labour Standards cover all workers irrespective of nationality and immigration status unless otherwise stated

- No internationally agreed upon statistical definition of migrant workers.
- Countries differ in the way they define and measure labor migration.
- 19th International Conference of Labor Statisticians (ICLS), recognized the need to develop international standards on labor migration statistics.



Developments on measurement of labour migrant workers

“Resolution concerning further work on labour migration statistics of work”

- Adopted by 19th ICLS (October 2013)
- The working group is being established in response to a lack of harmonisation, even within countries, which is a main obstacle for the production of coherent statistics on labour migration.
- It is intended to provide guidance by agreed international standards, concepts and definitions and foster the exchange of experience among compilers.



Developments on measurement of labour migrant workers

- First meeting: 20-22 October 2015, Istanbul
- Second meeting 15-17 November 2016, Turin
- Third meeting 22-24 May 2018 (Tentative)



Stock of international migrant workers

- *... refers to a person who is to be engaged, is engaged or has been engaged in a remunerated activity in a State of which he or she is not a national, at a given point of time.*
- Therefore, it is necessary to put together two concepts: (i) 'international migrant'; and (ii) 'worker'.



Stock of international migrant workers

The *population of international migrants* is usually defined in terms of one of the following three criteria:

- (i) 'Demographic definition': persons who have changed, at any time in their life, their usual place of residence from another country to the country of their current residence.
 - *entering country by crossing the border*
 - *not a usual residence of the country when entering*
 - *staying or intended to stay in the country for at least one year*
- (ii) 'Foreign-born': persons whose place of birth is located outside the current geographical boundaries of the country where they now live and/or work.
- (iii) 'Non-citizens' (foreigners): persons who are persons who are not citizens of the country where they live and/or work.



Stock of international migrant workers

Any of these above definitions has to be applied to a target population, for the measurement of stock of international migrant workers.

The **target population** is defined by

- its geographical extent
- its reference time-period
- the inclusion criterion i.e. the characteristic(s) defining the population covered.



Stock of international migrant workers

- **Population groups**, (their different combinations) can be identified in terms of three basic characteristics:
 - (a) residence status
 - (b) country of citizenship
 - (c) country of birth



Stock of international migrant workers

TABLE 1



Stock of international migrant workers

- Table 1 shows how the three ‘target’ population of interest (namely: demographically defined **international migrants** , i.e. as persons who have ever changed their country of usual residents; non-citizens or ‘**foreigners**’; and **foreign-born**) are related. They differ in some components but overlap in others.
- Stocks of international migrants and migrant workers may be defined and statistics on those compiled in terms of any of these *target populations*.
- A more comprehensive and informing alternative is to compile statistics on *individual components* identified in Table 1, from which statistics on any of the target populations may be constructed



ILO Meta-data questionnaires

ILO developed a set of meta-data questionnaires to identify "*best practices*".

The results of the survey are being used in:

- Developing methodology to measure migrant workers
- Preparing a compendium
- Preparing a chapter for the manual on "labour mobility" coordinated by UNECE.



ILO Meta-data questionnaires

ILO developed a set of meta-data questionnaires to identify “*best practices*”.

- *Q0. Instructions,*
- *Q1. Questionnaire for Population Census,*
- *Q2. Questionnaire for Household Surveys,*
- *Q3. Questionnaire for Border/ Admission Statistics*
- *Q4. Questionnaire for Establishment Census,*
- *Q5. Questionnaire for Establishment Surveys*
- *Q6. Questionnaire for Administrative Sources*
- *Q7. Questionnaire for Migrant Workers Estimation*



ILO Meta-data questionnaires

Numbers of responding countries and questionnaires received

Questionnaire	Total	
	Types of questionnaire received	Number of responding countries
Q1 Population Census	122	122
Q2 Household Surveys	120	86
Q3 Border/Admission Statistics	49	48
Q4 Establishment Census	18	18
Q5 Establishment Surveys	18	16
Q6 Administrative Sources	126	72
Q7 Estimation of International Migrant Workers	27	26
Countries with at least one questionnaire	480	128



ILO Meta-data questionnaires

Numbers of questionnaires received by responding CIS countries

	TOTAL	Q1	Q2	Q3	Q4	Q5	Q6	Q7
Armenia	4	1	2	1	0	0	0	0
Azerbaijan	2	1	1	0	0	0	0	0
Kazakhstan	0	0	0	0	0	0	0	0
Kyrgyzstan	4	1	1	1	0	0	1	0
Tajikistan	3	1	1	1	0	0	0	0
Turkmenistan	0	0	0	0	0	0	0	0
Uzbekistan	0	0	0	0	0	0	0	0
Belarus	6	1	2	1	0	0	1	1
Moldova	6	1	2	1	0	0	2	0
Russia	3	1	1	0	0	0	1	0
Ukraine	5	1	1	1	0	0	2	0



ILO's data collection on migrant workers

- **Produced** by ASEAN TRIANGLE Project, with support from the Canadian Department of Foreign Affairs, Trade and Development (DFATD)
- ILO-KOSTAT joint 5-year project (2015-19)
- **Covers** : currently countries in ASIA and Pacific, and Arab States
- http://www.ilo.org/ilostat/faces/wcnav_defaultSelection?_afLoop=226789641534018&_afWindowMode=0&_afWindowId=null#!%40%40%3F_afrWindowId%3Dnull%26_afLoop%3D226789641534018%26_afWindowMode%3D0%26_adf.ctrl-state%3D10qd5031k5_174
- **Africa and Latin America** (work in progress)



ILO's data collection on migrant workers

List of tables in the Questionnaire

International migrant stock

- 1 Resident population by sex, total and migrants
- 2 Working-age population by sex, total and migrants
- 3 Migrants by country of origin
- 4 Labour force by sex and age, total and migrants
- 5 Employment by sex and age, total and migrants
- 6 Employment by sex and status in employment, total and migrants
- 7 Employment by economic activity, total and migrants
- 8 Employment by occupation, total and migrants
- 9 Employed migrants by country of origin

Nationals abroad

- 10 Stock of nationals abroad by sex and country of residence
- 11 Outflow of nationals by sex and country of destination
- 12 Outflow of nationals for employment by sex and country of destination
- 13 Outflow of nationals for employment by sex and education
- 14 Outflow of nationals for employment by economic activity
- 15 Outflow of nationals for employment by occupation

International migrant flow

- 16 Inflow of working-age migrants by sex and education
- 17 Inflow of migrants by sex and country of origin
- 18 Inflow of employed migrants by economic activity
- 19 Inflow of employed migrants by occupation
- 20 Mean monthly employment-related income of employed persons by sex, total and migrants
- 21 Median monthly employment-related income of employed persons by sex, total and migrants



ILO's data collection on migrant workers

LIST OF TABLES DISEMINATED IN THE ILO'S DATABASE		
MODULE A. International migrant stock		
1	Resident population	By sex, age and labour market status, total and migrants
2	Working-age population	By sex and education, total and migrants (ISCED 2011)
3	Migrants	By country of origin
4	Employed migrants	By country of origin
5	Employed persons	By economic activity, total and migrants (ISIC, Rev.4)
6	Employed persons	By occupation, total and migrants (ISCO-08)
7	Employed persons	By sex and status in employment, total and migrants (ICSE-93)
8	Average employment-related income	By sex, total and migrants
MODULE B. International migrant flow		
9	Inflows of migrants	By sex and country of origin
10	Inflows of working-age migrants	By sex and education (ISCED 2011)
11	Inflows of employed migrants	By economic activity (ISIC, Rev.4)
12	Inflows of employed migrants	By occupation (ISCO-08)
MODULE C. Nationals abroad		
13	Stock of nationals abroad	By sex and country of residence
14	Outflows of nationals	By sex and country of destination
15	Outflows of nationals for employment	By sex and country of destination
16	Outflows of nationals for employment	By sex and education (ISCED 2011)
17	Outflows of nationals for employment	By economic activity (ISIC, Rev.4)
18	Outflows of nationals for employment	By occupation (ISCO-08)
19	Inflow of return migrants	By sex and previous country of residence



ILO's data collection on migrant workers

CIS Countries participated in ILO/KOSTAT Workshops

Country Name	2015	2016	2017
Armenia		Yes	Yes
Azerbaijan		No	Yes
Kazakhstan	No	No	Yes
Kyrgyzstan	No	Yes	Yes
Tajikistan	No	No	Yes
Turkmenistan			No
Uzbekistan	No	Yes	Yes

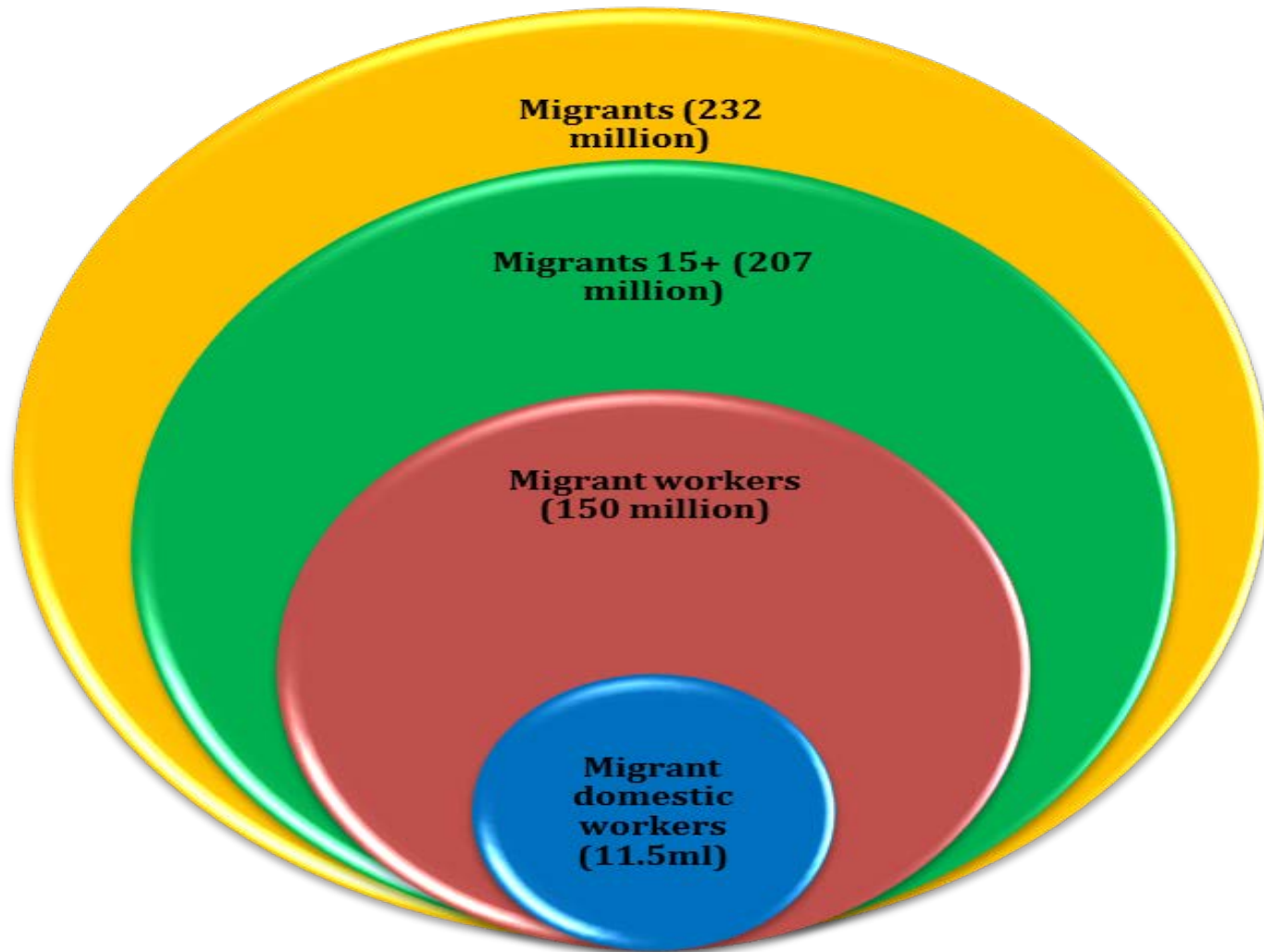


Global estimates on migrant workers

- The first study (2013) provides estimates on global and regional estimates of labour migration by sex, and by major branch of economic activity.
- The second global estimates (mid-2018) planned to provide estimates of labour migration by sex, and **age group** and by major branch of economic activity.



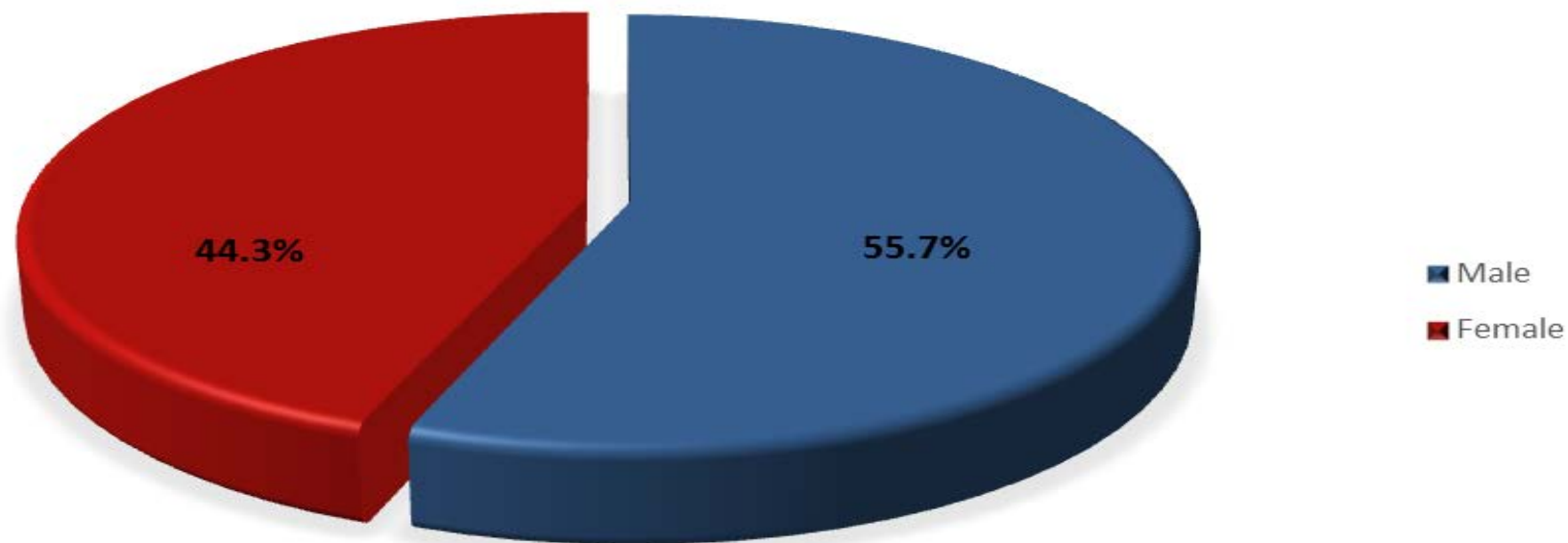
Global estimates of the stock of migrants, migrant workers and migrant domestic workers, 2013





Global estimates on migrant workers

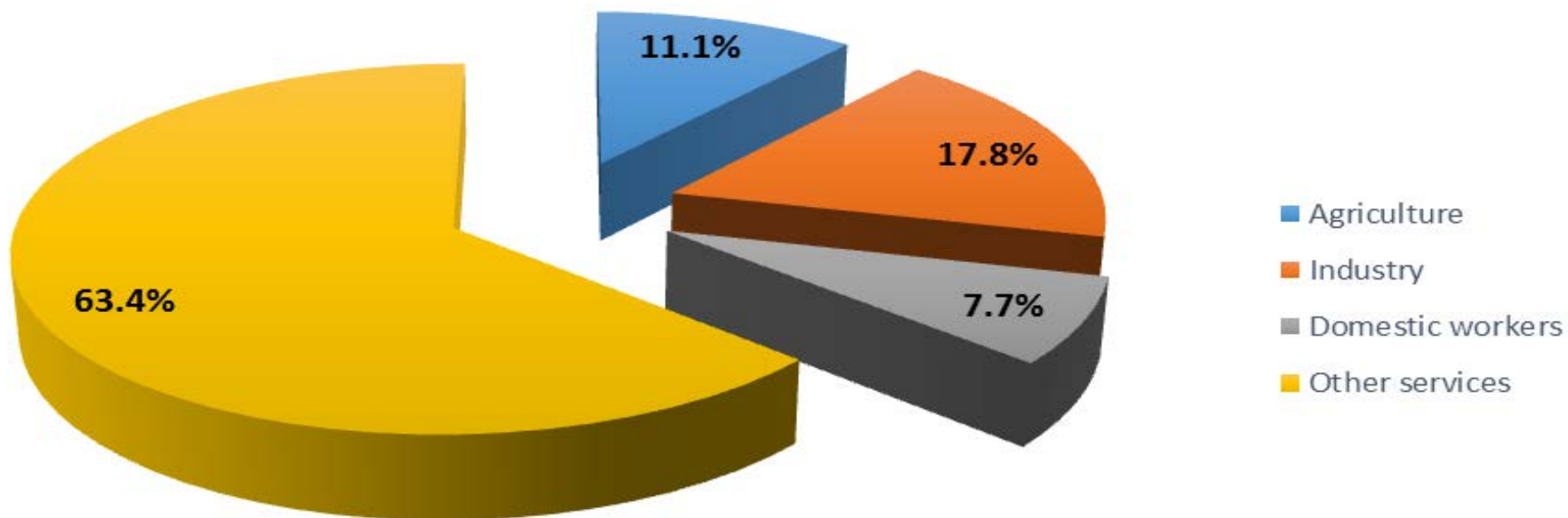
Global distribution of migrant workers, by sex





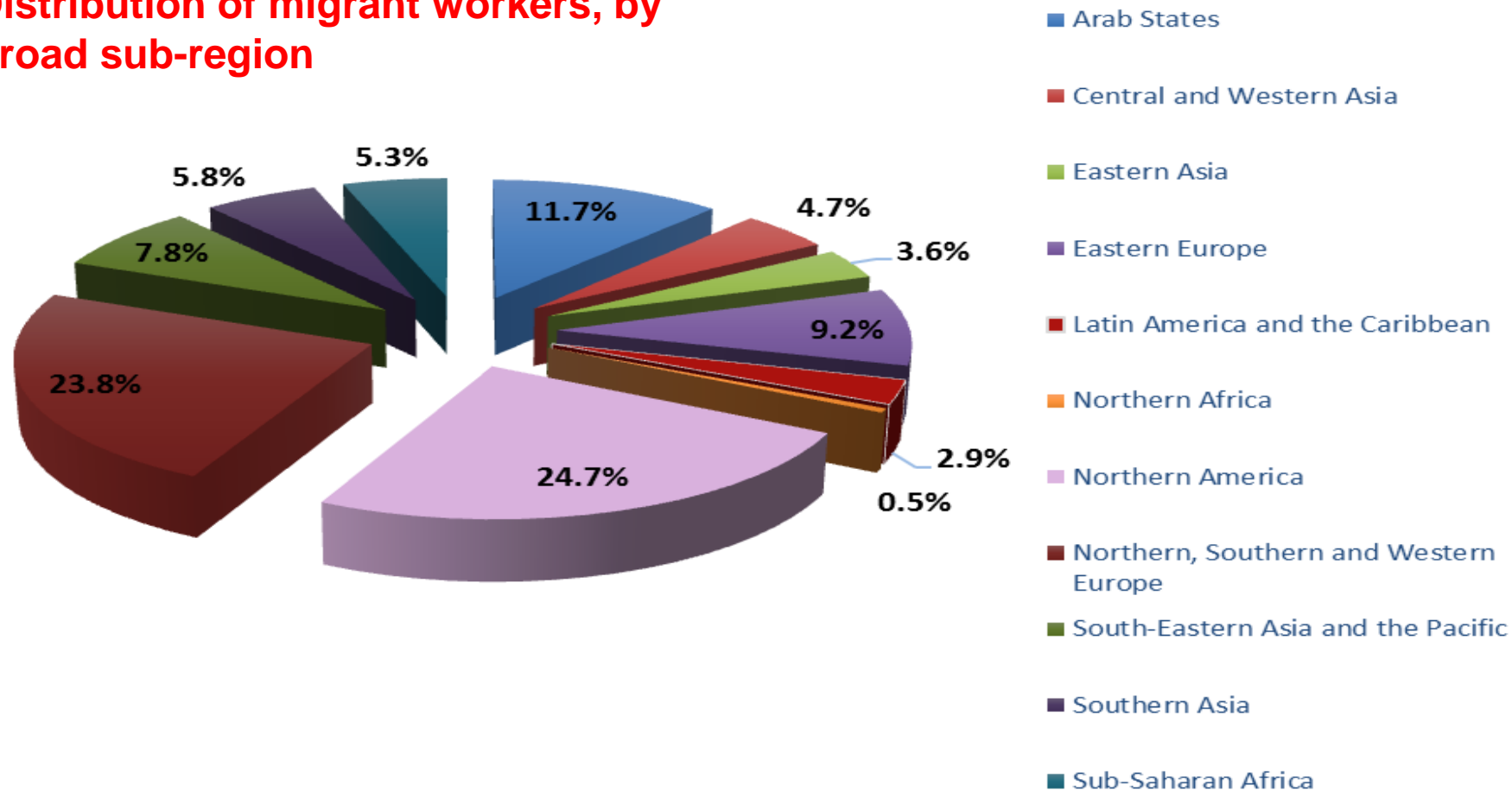
Global estimates on migrant workers

Global distribution of migrant workers, by broad branch of economic activity





Distribution of migrant workers, by broad sub-region





Collaborations between the ILO and CIS on statistics on migrant workers

CIS may contribute to strengthening the data on global migration by supporting

- ILO`s data collection on the labour migration
- The preparation of the two templates developed for the ILO`s 2nd global estimates on migrant workers..



Thank you!